

The TUBE Spotlight is a classic stirrup & tube assembly to provide flexible lighting control via its balanced geometry. With a wide range of lumen outputs, beam angles, lamp colours, accessories and finishes this luminaire is a must for high intensity, high quality and high efficiency spotlighting or area floodlighting.

Applications:

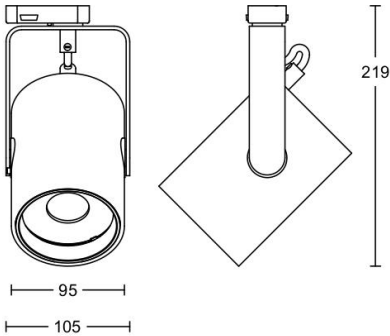
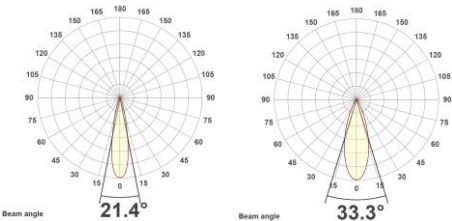
- Retail
- Exhibition
- Architectural
- Hospitality
- Residential
- Entertainment

Options:

- Track mounting
- Surface Mount Cup
- Other options available on request

Lumen output:

CRI CCT	Luminaire output Lumens and (Efficiency in Luminaire Lumen Per Watts) at typical drive current (mA) DC					
	500mA		700mA		900mA	
	LED watts	Total watts	LED watts	Total watts	LED watts	Total watts
	14.0	16.1	20.2	23.0	26.4	30.1
927	1635 (102)		2238 (97)		2812 (93)	
830	2050 (127)		2806 (122)		3526 (117)	
835	2098 (130)		2872 (125)		3609 (120)	
930	1696 (105)		2321 (101)		2917 (97)	
840	2118 (132)		2899 (126)		3643 (121)	
	2000 Typical		2700 Typical		3400 Typical	



Dimensions in mm

Part number examples

Part Number	Description
TUB95SMB8V2000N830W	TUBE95: SPOT:INT-SURF M NT: B8V: 2000LM: NAR-BEAM:3K80CRI: WHITE
TUB95T3B8V3400M930B	TUBE95: SPOT:INT-TRK3CKT:B8V: 3400LM MED-BEAM:3K90CRI: BLACK

Nomenclature:

TUB95 = Tube Family - 95mm diameter  
SI = Spotlight with integral driver in housing  
T3 = Track mounted 3CKT Global  
SM8 = Surface mounted cup Ø80mm  
B8V = Bridgelux Vero18 LED  
2000 = Exit Lumens\*(averaged across colours)  
2700 = Exit Lumens\*(averaged across colours)  
3400 = Exit Lumens\*(averaged across colours)  
N = Narrow beam 10 - 20 degrees  
W = Wide beam 30 - 50 degrees  
HC = Honeycomb  
EL = Elongation Lens  
FB = Filter Lens: Bakery\*\*\*  
FM = Filter Lens: Meat\*\*\*  
FF = Filter Lens: Fish\*\*\*  
927 = 90CRI 2700K\*\*\*  
830 = 80CRI 3000K\*\*\*  
835 = 80CRI 3500K\*\*\*  
930 = 90CRI 3000K\*\*\*  
840 = 80CRI 4000K\*\*\*  
W = RAL9010 Pure White\*\*  
G = RAL9006 Grey Silver\*\*  
B = RAL9005 Jet Black\*\*  
BDB = Barn door black (Factory fit only)

\* Refer to lumen output table for exact lumen output (all lumens are exit lumens).  
\*\* Other finishes available to special order.  
\*\*\* Other colour options are available on request: please contact our sales team to discuss your requirements.

The Accessory range enables you to adapt and optimise the perfect effect for your application. All accessories can be pre-assembled to each individual product or ordered as a separate item so to customise an existing installation. Please specify clearly when ordering.


Accessories:

- Honeycomb
- Elongation lens
- Colour filter options

**Honeycomb:** For reduced glare.

**Elongation Lens:** For spreading the beam in one direction.

**Filter Lens:** For enhancing the display.



Part number examples: Accessories purchased separately

Part Number	Description
AC95HC	ACCESSORY:95MM: HONEYCOMB
AC95EL	ACCESSORY:95MM: ELONGATION LENS

Optical Accessory options:

- AC = Accessory  
95 = For 95mm Optics  
HC = Honeycomb  
EL = Elongation Lens  
FB = Filter Lens: Bakery  
FM = Filter Lens: Meat  
FF = Filter Lens: Fish

Other colour filter options are available on request: please contact our sale team to discuss your requirements.