

The ECLIPSE 75 PENDANT T3I is a compact modern pendant with a remote driver, delivering precise high quality light. Available in three exit lumen ranges various colour tempertures and colour rendering index options. Manufactured to exacting standards and available in White, Grey or Black as standard. Other colours and options to suit custom requirements are available, subject to order quantities.

Applications:

- Retail
- Exhibition
- Architectural
- Hospitality
- Residential
- Entertainment

Options: See mounting options on page 2


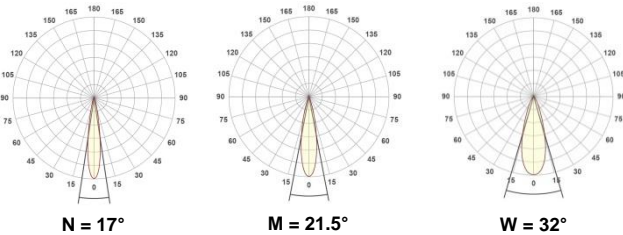
- Track mount Integral

Accessories: See accessories on page 2

Lumen Output:

CRI CCT	Luminaire output Lumens and Efficiency (in Luminaire Lumens Per Watts) at typical drive current (mA) and forward voltage (V) DC. Chart Based on Vero13 / Narrow Beam / Silver Cowl					
	350mA 30.8V		500mA 31.5V		700mA 32.4V	
	LED watts	Total watts	LED watts	Total watts	LED watts	Total watts
	10.8	12.5	15.8	18.0	22.6	25.5
927	1145 (106)		1563 (99)		2070 (92)	
830	1431 (133)		1954 (124)		2587 (114)	
930	1191 (110)		1626 (103)		2153 (95)	
840	1484 (137)		2026 (128)		2683 (119)	
	1400 Average		1900 Average		2500 Average	

Beam Angle: Standard product



Black Décor Cowl
as standard

Total weight: 1.0Kg MAX

Part number nomenclature and examples:

Part Number	Description
EC75PT3I03B3D7V1900N830GB	ECLIPSE:75MM:PENDANT:TRK-3CKT INTEGRAL:300MM:B3D7V:1900LM:NAR-BEAM: 3K80CRI:GOLD-COWL:BLACK
EC75PT3I03B3D7V2500N930GW-D3	ECLIPSE:75MM:PENDANT:TRK-3CKT- INTEGRAL:300MM:B3D7V:2500LM:NAR- BEAM:3K90CRI:GOLD-COWL:WHITE:DIM-DALI

Nomenclature:

EC = Eclipse Family
75 = 75 mm diameter housing
P = Pendant
T3I = Track mounted 3CKT Integral Global (not compatible with Eutrak)
03 = 300mm - Total height from ceiling ****
B3D7V = Bridgelux Vero 13 LED
1400 = 1400 Exit Lumens*(averaged across colours)
1900 = 1900 Exit Lumens*(averaged across colours)
2500 = 2500 Exit Lumens*(averaged across colours)
N = Narrow beam 10 - 20 degrees
M = Medium beam 20 - 30 degrees
W = Wide beam 30 - 50 degrees
HC = Honeycomb
EL = Elongation Lens
SP = Spreader Lens
FL = Frosted Lens
FB = Filter Lens: Bakery***
FM = Filter Lens: Meat***
FF = Filter Lens: Fish***
927 = 90CRI 2700K***
830 = 80CRI 3000K***
930 = 90CRI 3000K***
840 = 80CRI 4000K***
G = Gold Décor Cowl**
S = Silver Décor Cowl**
W = RAL9010 Pure White**
G = RAL9006 Grey Silver**
B = RAL9005 Jet Black**
D3 = Dimmable DALI
D4 = Dimmable CASAMBI

* Refer to lumen output table for exact lumen output (all lumens are exit lumens).
** Other finishes available to special order.
*** Other colour options are available on request: please contact our sales team to discuss your requirements.
**** Other lengths are available to special orders.

The Accessory range enables you to adapt the standard product, and optimise the perfect effect for your application. All accessories can be pre-assembled to each individual product, or ordered as a separate item so to customise an existing installation. Please specify clearly when ordering.

Accessories:

- Honeycomb
- Elongation lens
- Spreader lens
- Frosted lens
- Colour filter options


Honeycomb: For reduced glare.

Elongation Lens: For spreading the beam in one direction.

Spreader lens: For creating a wider light beam.

Frosted lens: For creating a softer beam edge.

Filter Lens: For enhancing the display.



Part number examples: Accessories purchased separately

Part Number	Description
AC75HC	ACCESSORY:75MM:HONEYCOMB
AC75EL	ACCESSORY:75MM:ELONGATION LENS

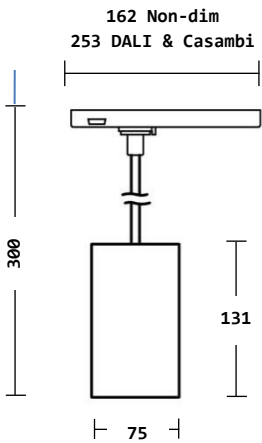
Optical Accessory options:

- AC = Accessory
- 75 = For 75mm Lens
- HC = Honeycomb
- EL = Elongation Lens
- SL = Spreader Lens
- FL = Frosted Lens
- FB = Filter Lens: Bakery
- FM = Filter Lens: Meat
- FF = Filter Lens: Fish

All above items are supplied pre-assembled within a Black plastic carrier as standard.

Other colour filter options are available on request: please contact our sale team to discuss your requirements.

Mounting options:



T3I = Track mounted 3CKT Integral Global